

# Blackboard Ally (refresh)

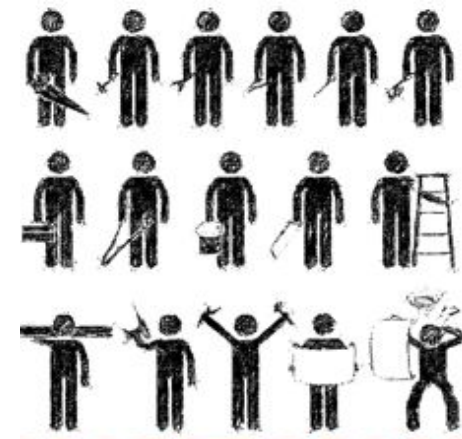
*Available to all students and teachers @ CSU*



with Lachlan Kalache  
Sandra Boyd



Charles Sturt  
University



# Welcome

Who are you and why is accessibility on your radar?

Introductions:

Lachlan Kalache

Digital Innovations Lead (DLT)

Sandra Boyd

Assistive Technology Advisor (AIS)



Needs help!



A little better



Almost there



Perfect!



Charles Sturt  
University



# What is GAAD?

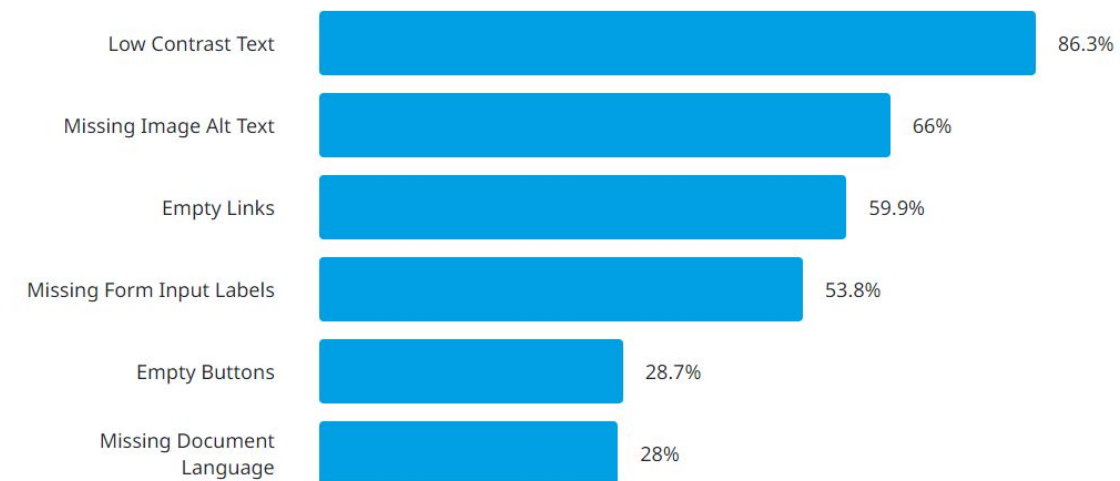
Global Accessibility Awareness Day - 18/05/23

GAAD homepage - <https://accessibility.day/>

- Over 1 billion people worldwide with disabilities / impairments
- GAAD is about lifting + joining the conversation
- Every person has the right to experience digital content with the same successful outcomes



Causes of Most Common Accessibility Failures (% of Home Pages)



# What is ALLY?

Accessibility tool | Interact2 | Student / Teacher-facing

Blackboard ALLY provides a student and teacher-facing toolset to address course content through the following lenses:

- *Usability*
- *Accessibility*
- *Quality*
- *Compliance*

## Two Main Approaches to Address Barriers

### Focus is supporting the one

- Compliance
- Accessibility
- 1:1 accommodations

### Focus is supporting all

- Access
- Inclusive subject Design
- Universal Design for Learning (UDL)



Charles Sturt  
University

 Needs help!

 A little better

 Almost there

 Perfect!



# Why ALLY?


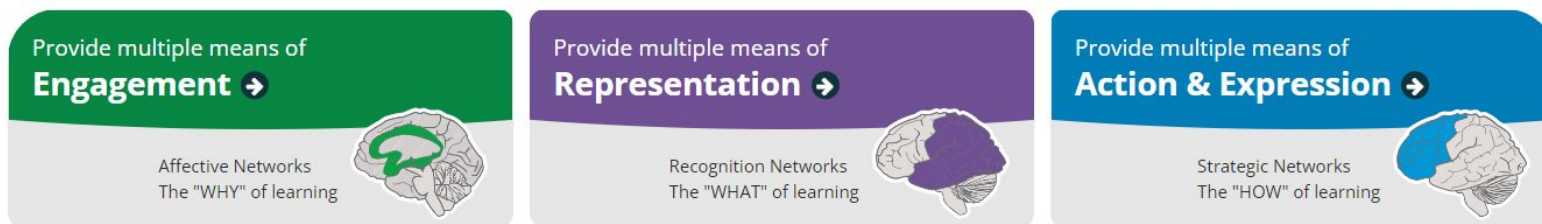
Accessibility tool | Interact2 | Student / Teacher-facing

Blackboard Ally helps institutions build a more inclusive learning environment and improve the student experience by helping them take clear control of course content with usability, accessibility and quality in mind.

## Elements:

- [Universal Design for Learning](#)
- Accessibility for all students
- Understanding and meeting our institutional obligations

## Universal Design for Learning Guidelines



# ALLY for Students

*Can I get this module in a size 14 please?*

Alternative Formats - portable, accessible, usable

*Improve the overall student experience with alternative formats that provide students with the choice and added flexibility that comes with a more personalised approach*

Content items currently available in:

- ePub
- BRF
- MP3
- BeeLine Reader
- Immersive Reader
- Translated version

\*file attachments have several more options (.pdf and .html versions)

For an entertaining look at alt-formats, check out this [Uni Southampton YouTube clip](#)

Download alternative formats ▾



Selected item:



<span style="display: none;">read</span>



ePub

For reading as an e-book on an iPad and other e-book readers



Electronic braille

BRF version for consumption on electronic braille displays



Audio

MP3 version for listening



BeeLine Reader

Enhanced version for easier and faster on-screen reading



Immersive Reader

NEW

Aid reading comprehension and grammar skills. Internet required.



Translated version

A machine translated version of the original document



[Help](#)

By downloading an alternative format, you agree with the [Terms of Use](#)

Cancel

Download

# Tool Walkthrough

<https://interact2qa.csu.edu.au> environment

- Instructor / full staff view
- Student view
- Subject Accessibility Report

For the curious - [Blackboard ALLY FAQ link](#)



Needs help!



A little better



Almost there



Perfect!




Charles Sturt  
University

# ALLY for Teachers

*Edit mode must be ON*

- ALLY options (formats / score) only available for l2 content items
- Edit mode on → ALLY score and potential adjustments required (if <100%) are located to the top-right of the editor
- Clicking on the score will open a version of the editor, with ALLY score information on the right hand side.



Accessibility score:

100%


Perfect!

This item has a perfect accessibility score, although further improvements may still be possible. Keep up the good work!

Close

# WARNING: ALLY % and headings

*Green = good / Be aware of our LMS 'skin' legacy*

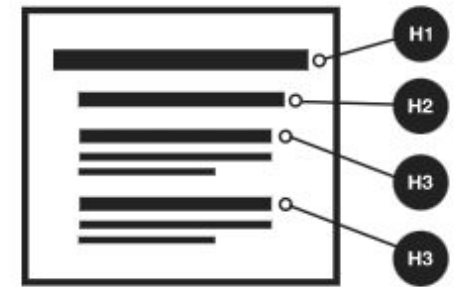


- Warnings about headings may be problematic with our Blackboard instance (particularly within templated content)
- Take heading-related warnings with a grain of salt - don't just click fix, be sure before clicking 'submit'.
- Aim for a 'green' score as your baseline, not necessarily 100% for all items.

97%



Headings should follow a logical order



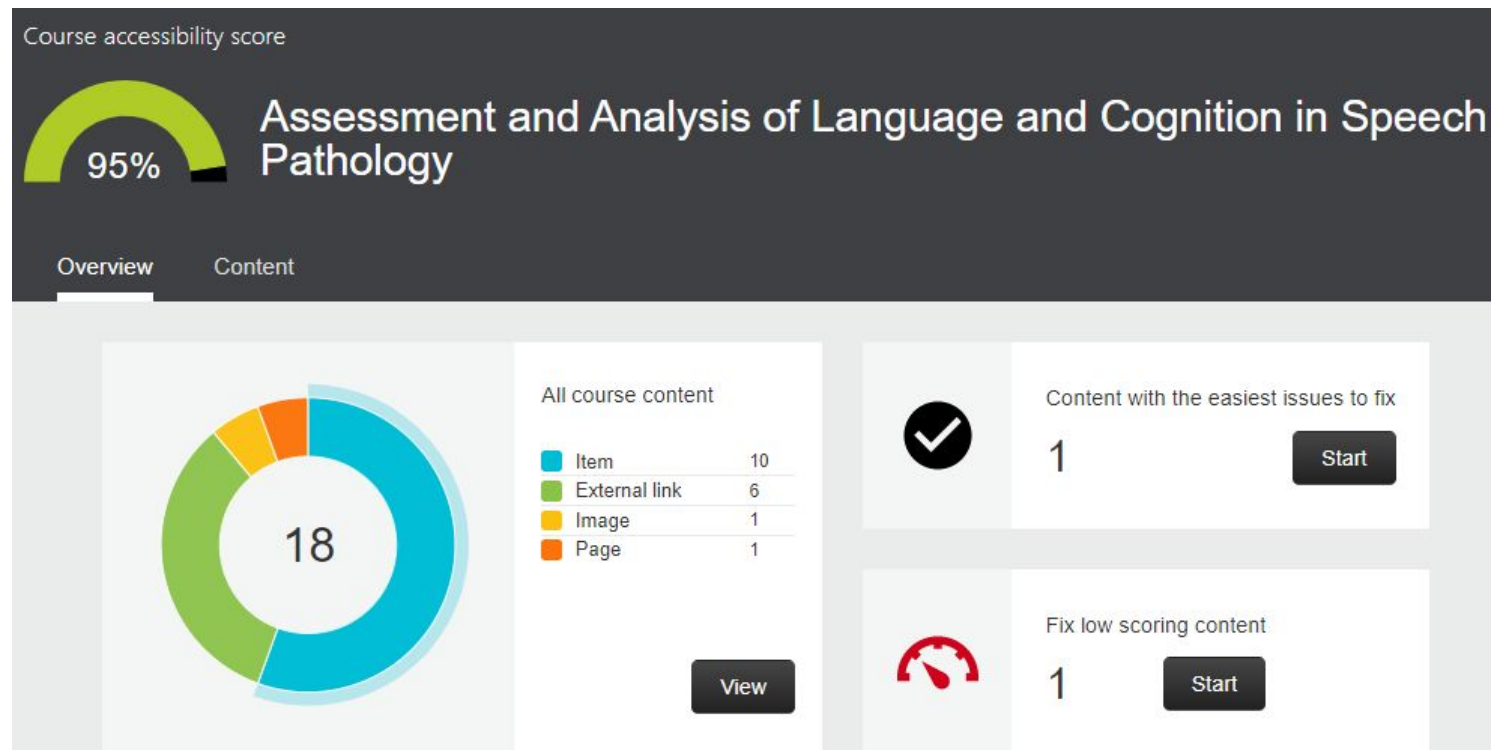
Think of headings in an item like the chapters and section titles in a book. Without a logical order, the book outline is hard to follow and navigate. Headings should follow a sequential, descending order and shouldn't skip a level. Heading 1 <H1> is the highest heading level you can use and Heading 6 <H6> is the lowest. In your course editor, these headings may be labeled differently or not all levels may be displayed.

# Subject Accessibility Report

*When was the last time you ran one?*

Under 'Subject Tools' → Accessibility Report LTI 1.3

- Clicking on either 'view' or the Content tab will open list view
- Callout items on the right, 'start' to open directly



 Needs help!

 A little better

 Almost there

 Perfect!

# Next Steps

*Further considerations etc.*

- Blackboard Ally LTI 1.3 → 'LMS agnostic' (will work in exactly the same way in Brightspace next year)
- Discovery - prior to your next teaching session, put aside some time to check through the content in your i2 subject(s) - the results might surprise you?
- Writing better alt-text descriptions -  
<https://www.perkins.org/resource/how-write-alt-text-and-image-descriptions-visually-impaired/>
- Workshop Recordings and Ally resource library -  
<https://www.csu.edu.au/division/learning-teaching/learning-technology/subject-outlines-sites/blackboard-ally-accessibility-tool>



Needs help!



A little better



Almost there



Perfect!



Charles Sturt  
University