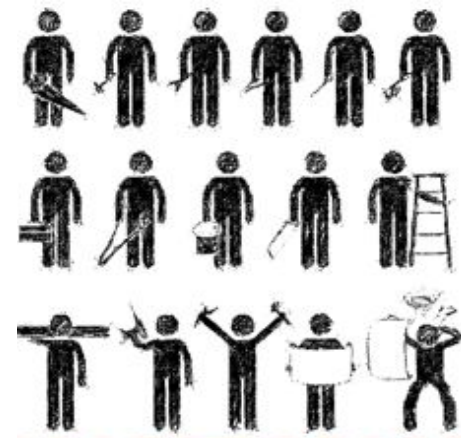


Introduction to Ally

Available to all students and teachers @ CSU



Charles Sturt
University



Welcome

Activity

Online Learning: what does accessibility mean to you?

[Voting link](#) | [results](#)

- Context - Blackboard AllY and the technical trial → now in 'production' (everyone has access)
- Breakdown of the session



Needs help!



A little better



Almost there



Perfect!



Charles Sturt
University



What is ALLY?

Accessibility tool | Interact2 | Student / Teacher-facing

Blackboard ALLY provides a student and teacher-facing toolset to address course content through the following lenses:

- *Usability*
- *Accessibility*
- *Quality*
- *Compliance*

Two Main Approaches to Address Barriers

Focus is supporting the one


- Compliance
- Accessibility
- 1:1 accommodations

Focus is supporting all

- Access
- Inclusive subject Design
- Universal Design for Learning (UDL)



Charles Sturt
University



Why ALLY?


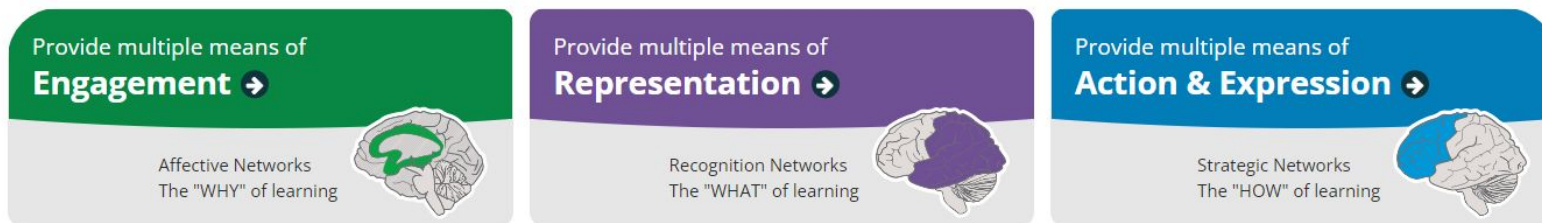
Accessibility tool | Interact2 | Student / Teacher-facing

Blackboard Ally helps institutions build a more inclusive learning environment and improve the student experience by helping them take clear control of course content with usability, accessibility and quality in mind.

Elements:

- [Universal Design for Learning](#)
- Accessibility for all students
- Understanding and meeting our institutional obligations

Universal Design for Learning Guidelines



ALLY for Students

Can I get this module in a size 14 please?

Alternative Formats - portable, accessible, usable


Improve the overall student experience with alternative formats that provide students with the choice and added flexibility that comes with a more personalised approach

Content items currently available in:

- ePub
- BRF
- MP3
- BeeLine Reader
- Translated version

*file attachments have several more options (.pdf and .html versions)

For an entertaining look at alt-formats, check out this [Uni Southampton YouTube clip](#)



Download alternative formats ×

Selected item:

Workshops

☒ ePub
For reading as an e-book on an iPad and other e-book readers

☐ Electronic braille
BRF version for consumption on electronic braille displays

☐ Audio
MP3 version for listening

☐ BeeLine Reader
Enhanced version for easier and faster on-screen reading

[Help](#)

By downloading an alternative format, you agree with the [Terms of Use](#)

Cancel

Download

Tool Walkthrough

<https://interact2qa.csu.edu.au> environment

- Instructor / full staff view
- Student view
- Subject Accessibility Report

For the curious - [Blackboard Ally FAQ link](#)



Needs help!



A little better



Almost there



Perfect!




Charles Sturt
University




Ally for Teachers

Edit mode must be ON

- Ally options (formats / score) only available for 12 content items
- Edit mode on → Ally score and potential adjustments required (if <100%) are located to the top-right of the editor
- Clicking on the score will open a version of the editor, with Ally score information on the right hand side.



Accessibility score: ✕

 100%


Perfect!

This item has a perfect accessibility score, although further improvements may still be possible. Keep up the good work!

Close

WARNING: ALLY % and headings

Green = good / Be aware of our LMS 'skin' legacy

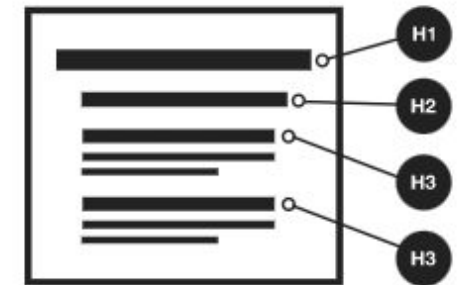


- Warnings about headings may be problematic with our Blackboard instance (particularly within templated content)
- Take heading-related warnings with a grain of salt - don't just click fix, be sure before clicking 'submit'.
- Aim for a 'green' score as your baseline, not necessarily 100% for all items.

97%



Headings should follow a logical order



Think of headings in an item like the chapters and section titles in a book. Without a logical order, the book outline is hard to follow and navigate. Headings should follow a sequential, descending order and shouldn't skip a level. Heading 1 <H1> is the highest heading level you can use and Heading 6 <H6> is the lowest. In your course editor, these headings may be labeled differently or not all levels may be displayed.



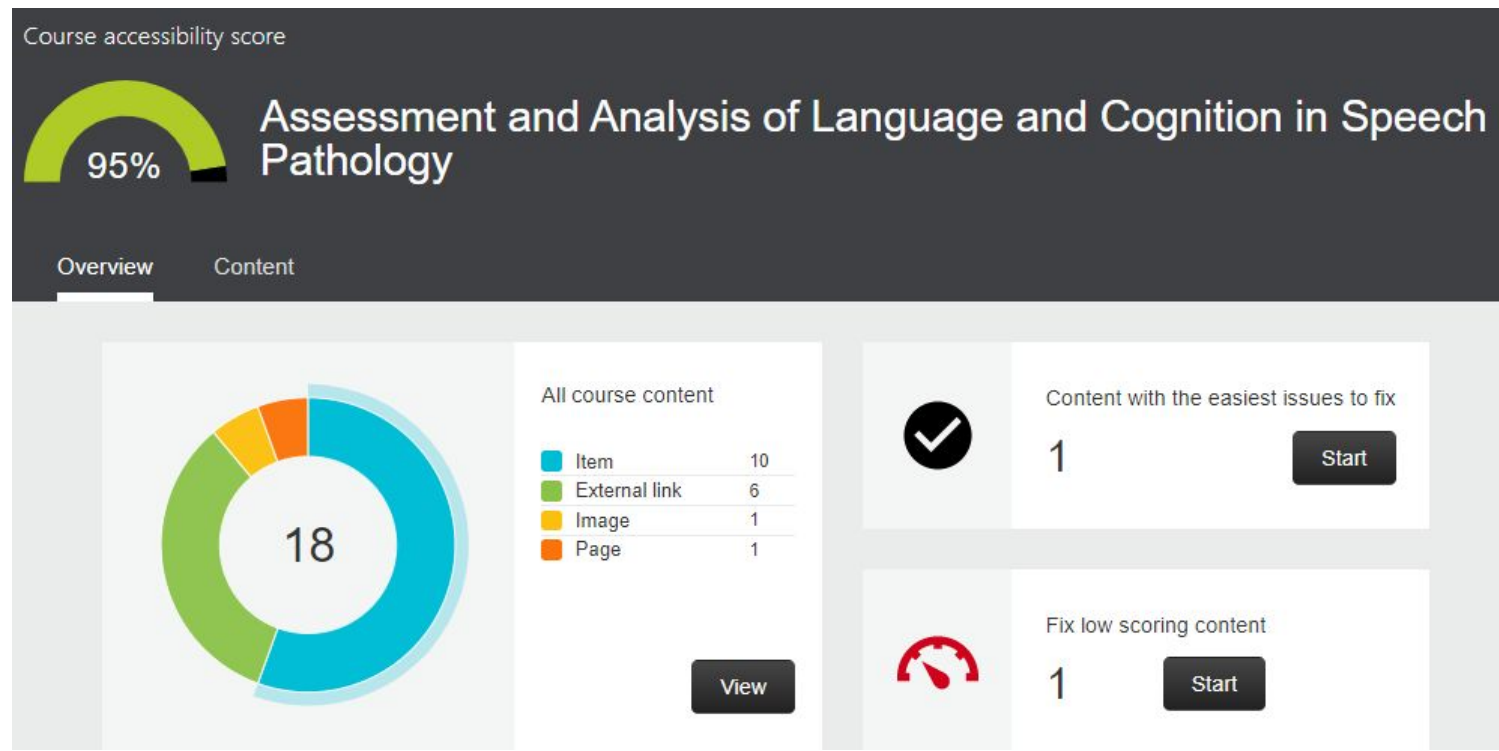
Charles Sturt
University

Subject Accessibility Report

Only in interact2qa.csu.edu.au currently

Under 'Subject Tools' → Accessibility Report LTI 1.3

- Clicking on either 'view' or the Content tab will open list view
- Callout items on the right, 'start' to open directly



 Needs help!

 A little better

 Almost there

 Perfect!

Next Steps

Further considerations etc.

- Blackboard ALLY LTI 1.3 → 'LMS agnostic' (will work in exactly the same way in either Canvas or Brightspace)
- Discovery - over the course of this session,, it is recommended you put aside some time to check through your own content one or more subjects in Interact2 - the results might surprise you?
- Workshop Recordings and ALLY resource library -

<https://www.csu.edu.au/division/learning-teaching/learning-technology/subject-outlines-sites/blackboard-ally-accessibility-tool>



Needs help!



A little better



Almost there



Perfect!



Charles Sturt
University