



Charles Sturt  
University

PebblePad Help Documents

# Importing Student Support (in Brightspace)

Division of Learning and Teaching

Charles Sturt University - TEQSA Provider Identification:  
PRV12018 (Australian University). CRICOS Provider: 00005F.

# Contents

<b>Importing Student Support (in Brightspace) .....</b>	<b>3</b>
<b>How to import the Student Support .zip file.....</b>	<b>3</b>

# Importing Student Support (in Brightspace)

The .zip file contains DLT recommended guides to help support your students in using PebblePad. These can be found in the link below which can be directly imported into your Brightspace site.

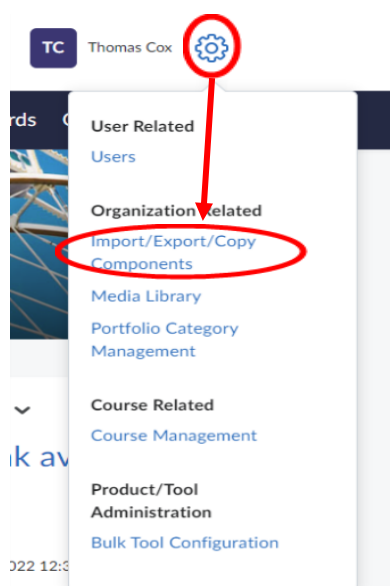
**Please Note:** The Brightspace content pages in the .zip are general in nature, and it is recommended that you edit them as required to best suit the needs of students in your specific subject.

[PebblePad Student Support Folder.zip](#)

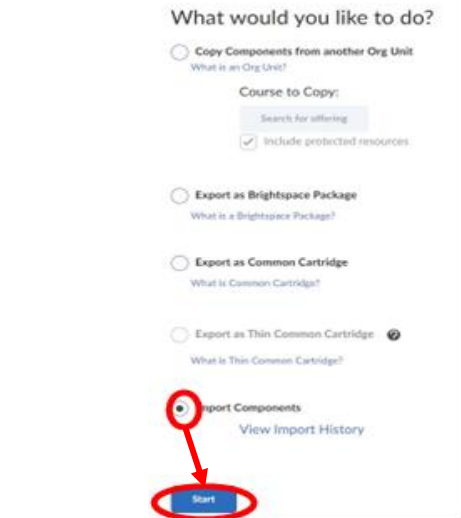
Before completing the following steps be sure to download the above .zip file and save it in your downloads.

## How to import the Student Support .zip file

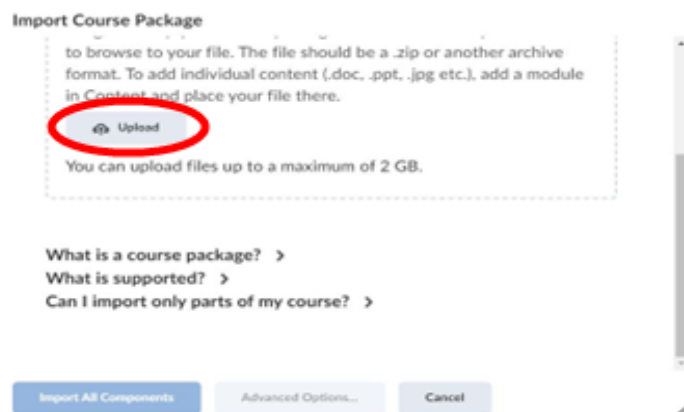
1. Access your subject Master site.
2. Click the gear icon in top right-hand corner.
3. Click 'Import/Export/Copy Components'.



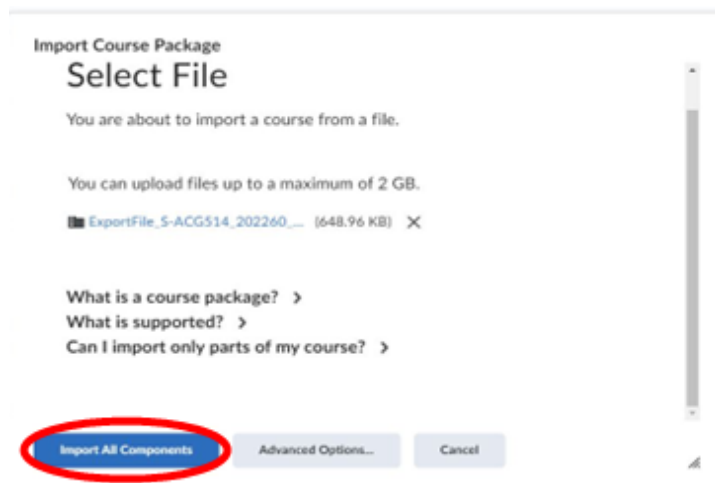
4. Click 'Import Components', then click 'Start'.



5. Click 'Upload' and choose the .zip file from your computer.



6. Click 'Import All Components'.



7. Click 'View Content'. Review, edit and delete content as required.

