



Charles Sturt
University

Check My Assignment in Turnitin

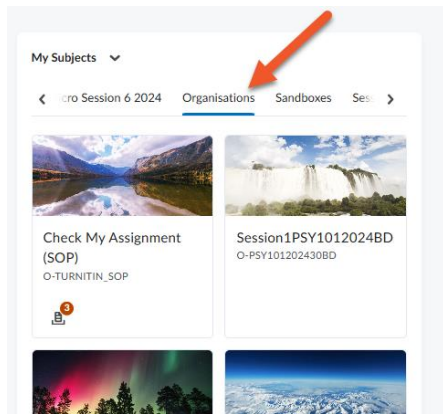
Check Your Own Work

The Check My Assignment page allows you to check your own writing for improperly used content, inadvertent plagiarism or quotation errors using Turnitin.

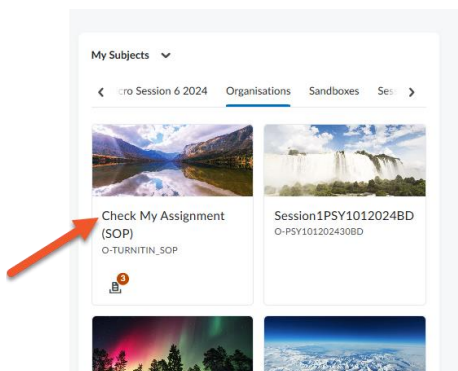
How to Check

If you'd like to check your assignment before you submit it:

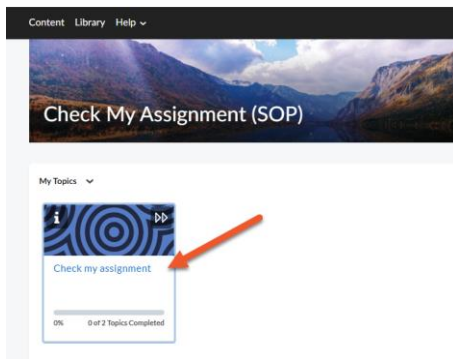
1. Go to the Organisation tab on your Brightspace homepage



2. Select your Schools' Check My Assignment page



3. Click on the 'Check My Assignment' module in the enrolled site.



4. Read the instructions then click on Check My Assignment

How to check your assignment using Turnitin

Print Download

How to check your assignment using Turnitin

A Turnitin account allows you to check your own writing for improperly used content, inadvertent plagiarism or quotation errors. It enables you to detect problems and revise your assignment before final submission for marking.

If you'd like to check your assignment or exam before you submit it:

1. Click on [Check My Assignment](#)
2. Scroll to the bottom of the page and click Add a File.
3. Click My Computer.
4. Click Upload and browse for the file.
5. Click Open.
6. Click Add.
7. Click Submit.
8. Click View History.
9. Click on the file under Turnitin Similarity Report to view.

Please note: You can submit up to 3 times and receive your similarity report immediately. After 3 submissions, your similarity report will take 24 hours to generate.

5. A new page will open. Scroll to the bottom of the page and click Add a File.

Submit Assignment

ACADEMIC INTEGRITY DECLARATION

As a student at Charles Sturt University, I commit to upholding the principles of academic integrity in my academic endeavours. By submitting this assignment, I make the following declarations:

1. INTEGRITY

I have not engaged in any form of academic misconduct such as plagiarism, self-plagiarism, contract cheating, collusion, cheating, or facilitating academic misconduct of others. For more information about what these activities involve, visit the Academic Integrity webpage for students.

2. ARTIFICIAL INTELLIGENCE

I confirm that I have not used artificial intelligence (AI) in completing any part of this work, except in cases where the use of AI is specifically approved in the Subject Outline. In instances where I was permitted to use AI, I have quality-assured the output and take full responsibility for the accuracy of the information. Additionally, where I was required to acknowledge the use of AI, I confirm that I have done so.

3. ACCOUNTABILITY

I am aware that if my conduct does not adhere to the Charles Sturt University Academic Integrity Policy, consequences may arise, as explained in the Student Misconduct Rule 2020.

BY SUBMITTING THIS ASSIGNMENT, I AM ELECTRONICALLY SIGNING THIS ACADEMIC INTEGRITY DECLARATION.

Equations, tables, images and citations in PowerPoint and Word files may not display to the marker when marking online. PDF files will display as expected. [More information here.](#)

Files to submit *

(0) file(s) to submit

After uploading, you must click Submit to complete the submission.

Add a File Record Audio Record Video

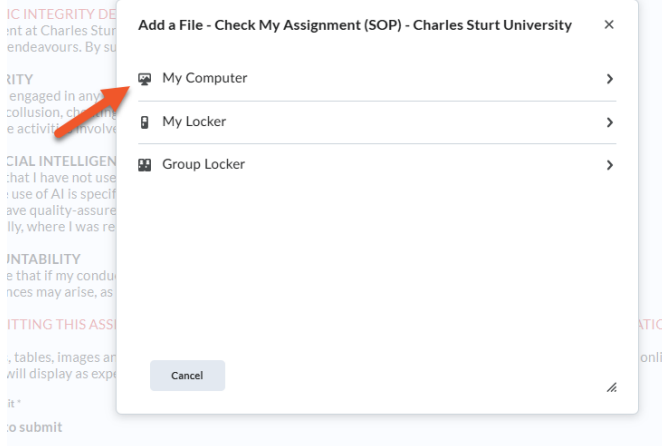
Comments

Rich text editor with a toolbar containing Paragraph, Bold, Italic, Underline, Text Color, Background Color, Bulleted List, Numbered List, Indent, Outdent, Link, Unlink, Undo, and Redo. The editor contains a single paragraph of text.

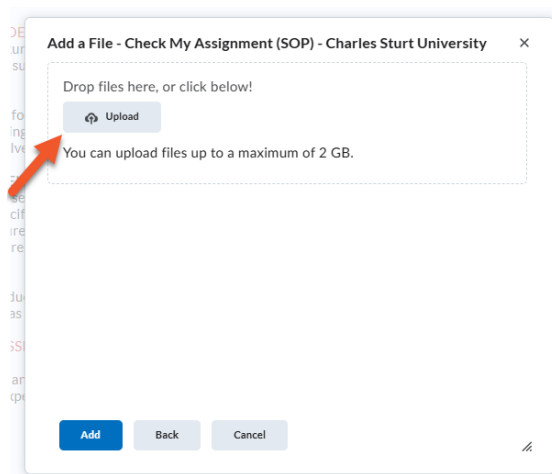
Submit Cancel

6. Click My Computer.

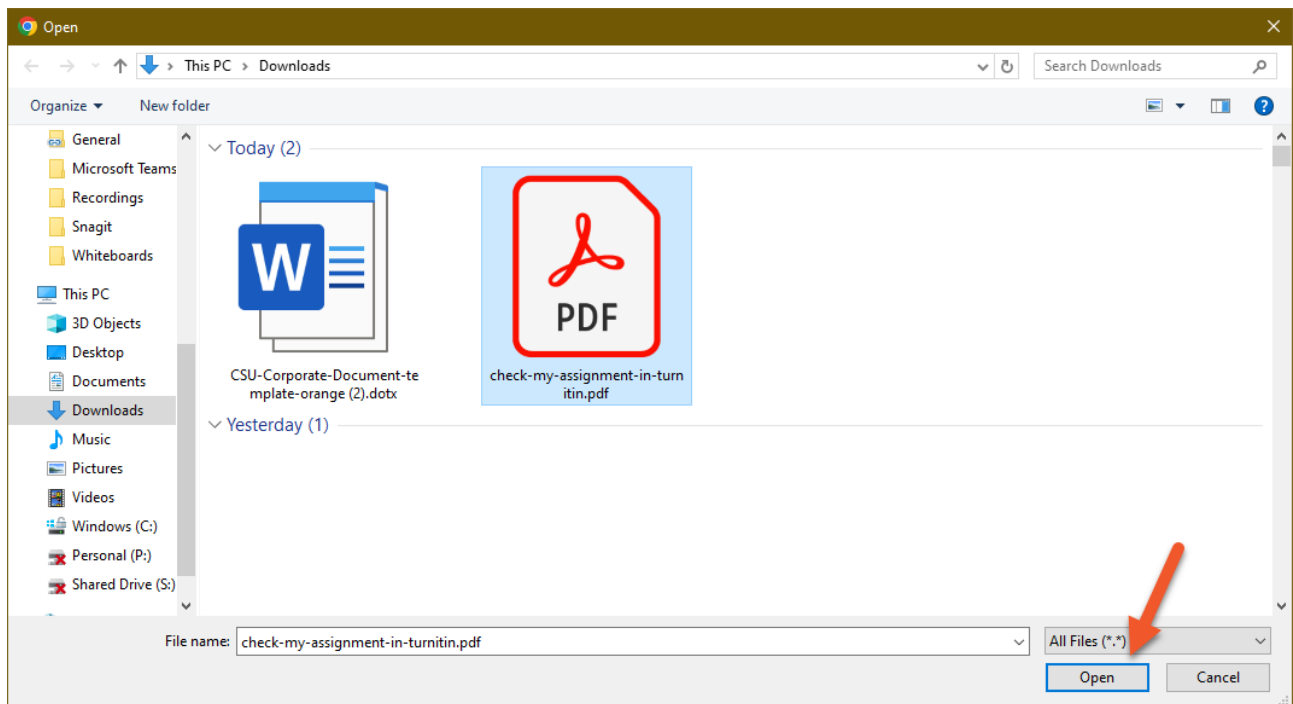
Assignment



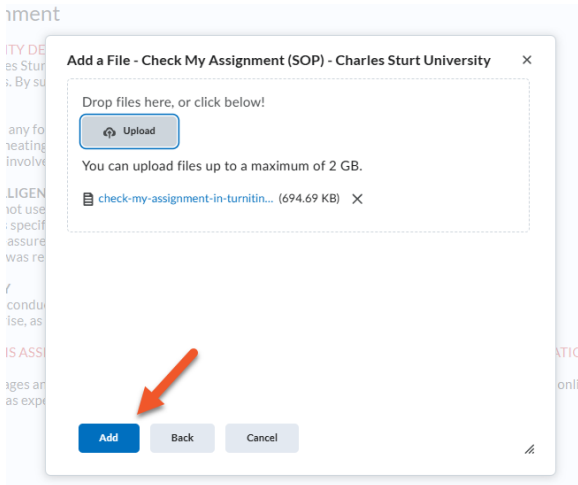
7. Click Upload and browse for the file.



8. Click Open.



9. Click Add.



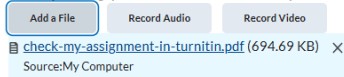
10. Click Submit.

Equations, tables, images and citations in PowerPoint and Word files may not display
PDF files will display as expected. [More Information here.](#)

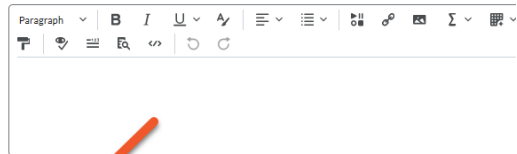
Files to submit *

(1) file(s) to submit

After uploading, you must click Submit to complete the submission.



Comments



11. Click View History.

Review Assignment Submission

File submission successful

Submission ID
128020

Submission(s)
[check-my-assignment-in-turnitin.pdf](#) (694.69 KB)

Comments

Assignment
Check My Assignment

Submission Date
15 November 2024 11:02 AM

Submitted By
Amy Martin

Total File Size
694.69 KB

Instructions

Note: To view originality reports for this submission, go to the Submission History page for this folder.

[Done](#) [View History](#) [Upload More Files](#)

12. Click on the file under Turnitin Similarity Report to view

[Assignments](#) > [View History](#)

Submission History

Assignment

Check My Assignment

Apply

Assignment Type

Individual assignment

Submission ID	Submission(s)	Turnitin Similarity Report	Date Submitted
101407	nrs_171.docx (24.72 KB) Turnitin™ Submission ID 2474819777	14 %	04 October 2024 10:53 PM

Interpreting Your Similarity Report

The Turnitin similarity report tells you how similar your work is to other pieces of writing, highlighting areas of your writing that match outside sources.

What is an acceptable similarity report? There is no magic number! Read our guide to [interpreting your similarity report](#) for more information.

Access the Check Your Assignment School Pages

School	Subject Site Link
School of Agricultural, Environmental and Veterinary Sciences	Submit
School of Allied Health, Exercise and Sport Sciences	Submit
School of Business	Submit
School of Computing, Mathematics and Engineering	Submit
School of Dentistry and Medical Sciences	Submit
School of Education	Submit
School of Indigenous Australian Studies	Submit
School of Information and Communication Studies	Submit
School of Nursing, Paramedicine and Healthcare Sciences	Submit
School of Policing Studies	Submit
School of Psychology	Submit
School of Rural Medicine	Submit
School of Social Work and Arts	Submit
School of Theology	Submit
Australian Graduate School of Policing and Security	Submit
Centre for Customs and Excise Studies	Submit
Centre for Islamic Studies and Civilisation	Submit
Centre for Law and Justice	Submit